

Our EXTERIOR range is CCA treated to SABS specifications.

Component Size (mm) Code Quantity

EXTERIOR STAIR STRINGERS

2700 Stringer set
5400 Stringer set



ST03 65 x 220 x 2700
ST04 65 x 220 x 5400

EXTERIOR STAIR TREADS


Back and front tread set



ST01 42 x 280 x 900

EXTERIOR STAIR LANDINGS

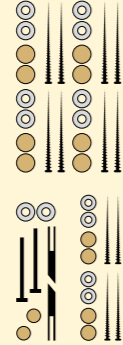
Landing box set - square for 90° turn
Landing box set - double square for 180° turn
Decking - square for 90° turn
Decking - double square for 180° turn



ST05 220 x 1000 x 1000
ST06 220 x 1000 x 2000
SD01 32 x 1000 x 1000
SD02 32 x 1000 x 2000

EXTERIOR STAIR ACCESSORIES - fasteners included


Stringer set fixing kit
Tread set fixing kit
Landing set fixing kit



SA01 1
SA02 4
SA03 8

EXTERIOR NEWEL POSTS - 96mm

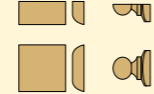
Stop chamfer Start & End Side fixing Newel
Stop chamfer Start & End Top fixing Newel
Stop chamfer Newel
Stop chamfer Start & End Side fixing Newel (for stairs) - left
Stop chamfer Start & End Side fixing Newel (for stairs) - right
Half Newel Post (against wall)



BN01 96 x 96 x 1260
BN02 96 x 96 x 1060
BN03 96 x 96 x 1800
BN01L 96 x 96 x 1260
BN01R 96 x 96 x 1260
BN04 46 x 96 x 1260

EXTERIOR NEWEL BALL AND CAP

Cap
Half Cap (against wall)
Ball
Half Ball (against wall)



BC01 125 x 125 x 32
BC02 65 x 125 x 32
BC03 95 x 100
BC04 46 x 100

EXTERIOR INTERMEDIATE NEWEL POSTS - 65mm

Intermediate for Side fixing stop chamfer
Intermediate for Top fixing stop chamfer
Intermediate for Side fixing stop chamfer (for stairs) - left
Intermediate for Side fixing stop chamfer (for stairs) - right



BU01 65 x 65 x 1160
BU02 65 x 65 x 960
BU01L 96 x 96 x 1160
BU01R 96 x 96 x 1160

EXTERIOR BALUSTERS - 32mm & 42mm


32mm Baluster stop chamfer
42mm Baluster stop chamfer



BBL01 32 x 32 x 900
BBL02 42 x 42 x 900

EXTERIOR READY-MADE BALUSTER SETS


Balluster Set 32
Balluster Set 32 angled 8's (for stairs)
Balluster Set 42
Balluster Set 42 angled 8's (for stairs)
Balluster Set Cross



BS01 870 x 1150
BS01A 870 x 1455
BS02 870 x 1100
BS14A 870 x 1535
BS03 830 x 900

EXTERIOR HAND RAIL

2400 Hand Rail
3000 Hand Rail
3600 Hand Rail
4200 Hand Rail



BH02 44 x 95 x 2400
BH03 44 x 95 x 3000
BH04 44 x 95 x 3600
BH05 44 x 95 x 4200

EXTERIOR BASE RAIL

2400 Base Rail
3000 Base Rail



BB01 32 x 65 x 2400
BB02 32 x 65 x 3000

EXTERIOR FILLET

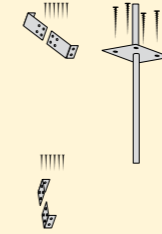
2400 Fillet
3000 Fillet



BF01 13 x 32 x 2400
BF02 13 x 32 x 3000

EXTERIOR BALUSTRADING ACCESSORIES - fasteners included

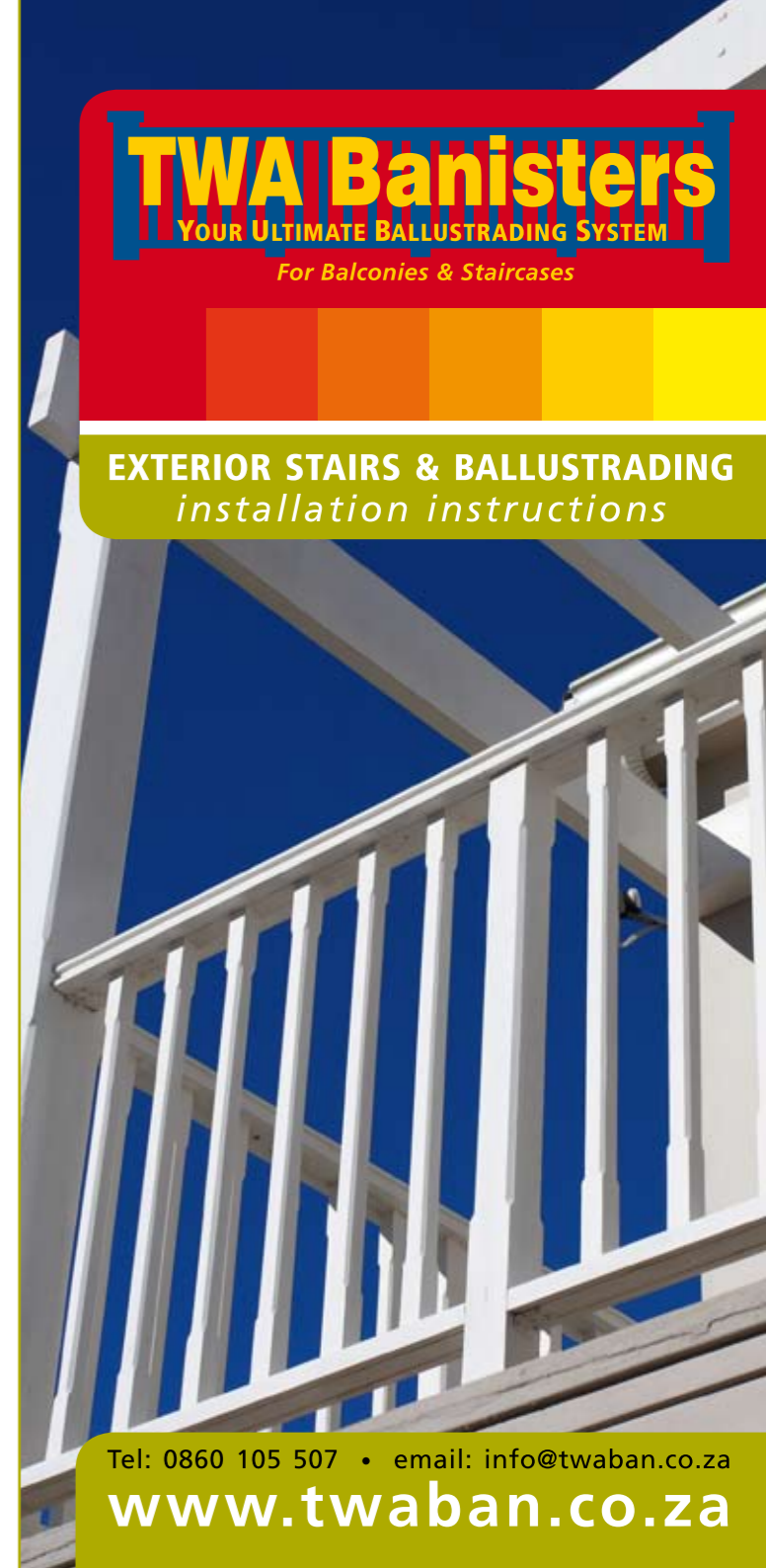
"L" Bracket for Starter & Landing (short)
"L" Bracket for Stairs (long)
Newel Side Fixing Kit
Newel Top Fixing Tops



BL01 2
BL02 2
BA02 1
BP01 1

EXTERIOR STAIRS & BALUSTRADING installation instructions

TWA Banisters
YOUR ULTIMATE BALUSTRADING SYSTEM
For Balconies & Staircases



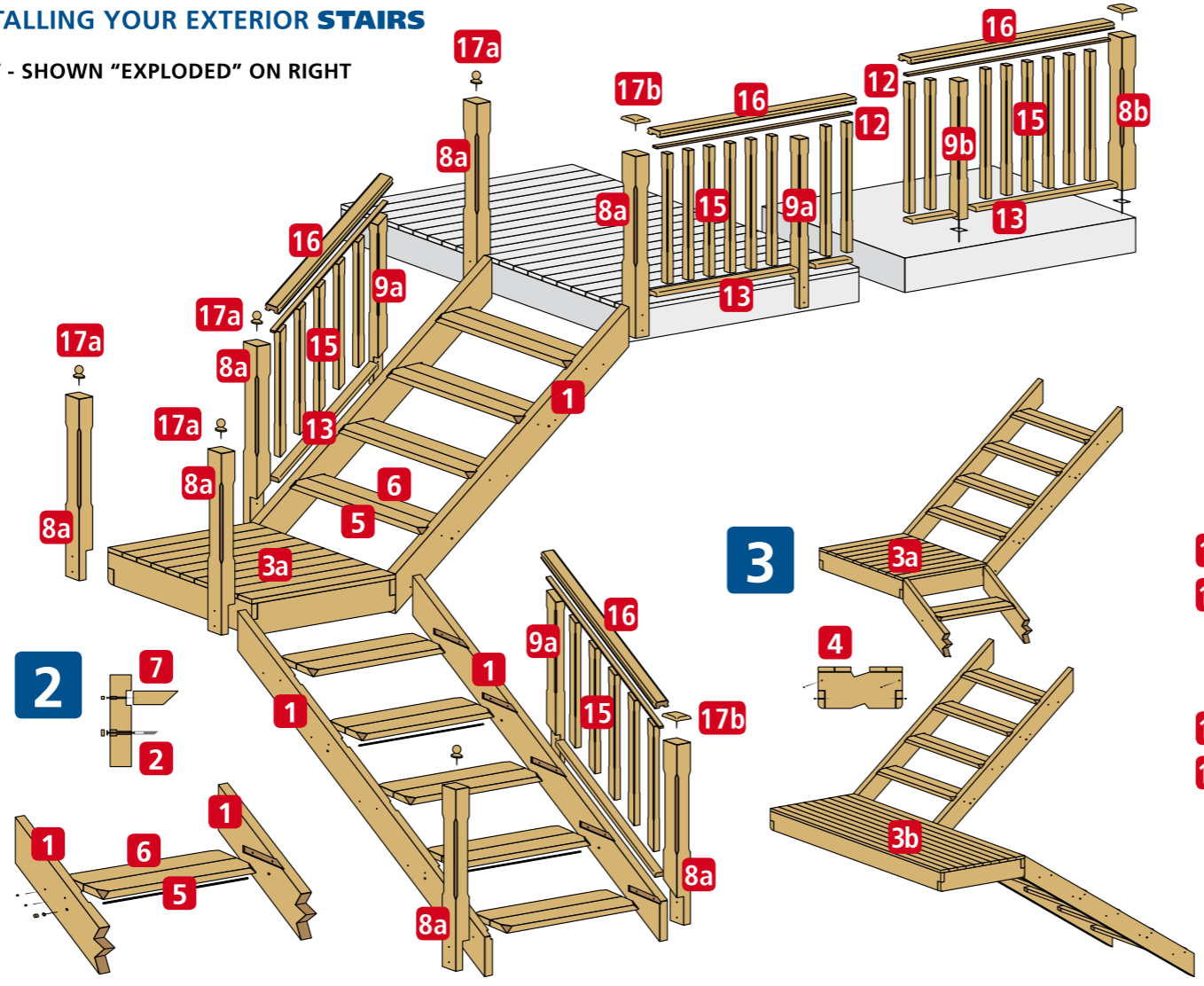
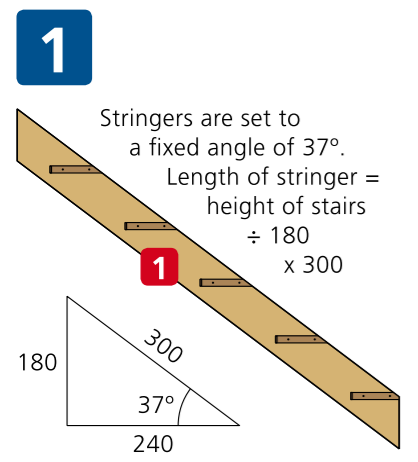


DEALER:

THREE SIMPLE STEPS FOR INSTALLING YOUR EXTERIOR STAIRS

EXTERIOR STAIRS COMPONENTS LIST - SHOWN "EXPLODED" ON RIGHT

- 1** Stringer
- 2** Stringer fixing kit
- 3a** Landing box - square
- 3b** Landing box - double square
- 4** Landing fixing kit
- 5** Front tread
- 6** Back tread
- 7** Tread fixing kit



THREE SIMPLE STEPS FOR INSTALLING YOUR EXTERIOR BANNISTERS

EXTERIOR BANNISTERS COMPONENTS LIST - SHOWN "EXPLODED" ON LEFT

- 8a** Newel post - side fixing to deck or stringer
- 8b** Newel post - top fixing to concrete
- 9a** Intermediate newel post - side fixing to deck or stringer
- 9b** Intermediate newel post - top fixing to concrete
- 10** Newel post side fixing kit
- 11** Newel post top fixing kit
- 12** Fillet
- 13** Base rail
- 14a** L-brackets - landing
- 14b** L-brackets - stairs
- 15** Ballusters - individual (also available in sets)
- 16** Hand rail
- 17a** Newel post top - ball
- 17b** Newel post top - cap

